

# Checkpoint


## Новые слова

А. Прочитай словосочетания (1–4) и переведи их.

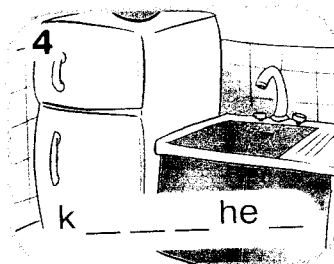
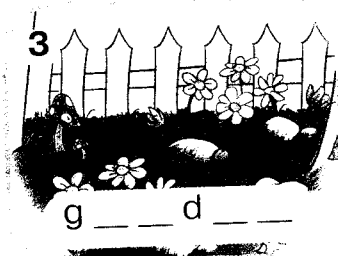
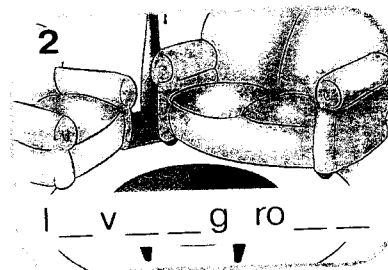
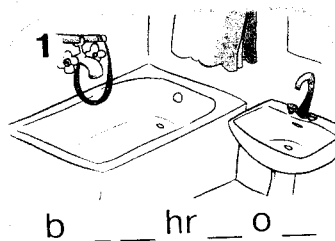
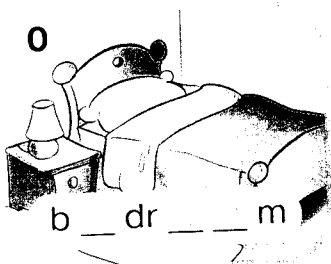
Б. Найди соответствующие им картинки (a–d).

Запиши в тетрадь.

- 1 my mummy    3 my brother  
2 my daddy    4 my sister



Вставь пропущенные буквы, чтобы закончить слова.



## Грамматика

Посмотри на картинки. Заполнив пропуски, закончи вопросы и ответы, как показано в образце.

- 0    nine?  
     ten.



- 1    ... a dog?  
     ...  
     ... a horse.



- 2    ... caps?  
     ...




- 3    ... lions?  
     ...  
     ... rabbits.



- 4    ... eight?  
     ...  
     ... seven.



- 5    ... cats?  
     ...  
     ... dogs.





**A. Посмотри на картинку и ответь на вопросы.**

**Б. Вставь пропущенные слова.**

**0** Where's Jill?

... in the bedroom.

**1** Where are Karen and Jen?

... in the living room.

**2** Where's the dog?

... in the garden.

**3** Where's Ben?

... in the kitchen.




## Чтение и письмо



**Прочитай текст, выбрав правильные ответы.**

This is Linda and **0) she/** family. **1) They/Their** are in the living room. Sara is **2) Linda/Linda's** mum. **3) She/Her** is a teacher. Joe is Linda's dad. **4) He/His** is a teacher, too. Look at Linda's brother. **5) His/He's** name is Harry. This is **6) their/they're** dog, Spot. They are a nice family!

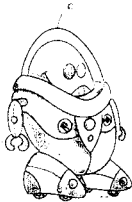


# Checkpoint

## Новые слова

Сделай подписи к рисункам в тетради.


0



1




2



3




4




5




Посмотри, прочитай и запиши в тетради ☐ если подпись под картинкой правильная и ☐ если подпись неправильная.




0 a red square



1 a yellow triangle




2 a blue circle




3 a green rectangle

## Грамматика


или . Запиши в тетради.




0 duck



1 ... iguana



2 ... umbrella



3 ... rabbit




4 ... ant



5 ... lion




Прочитай вопросы и ответы, выбрав правильные предлоги.



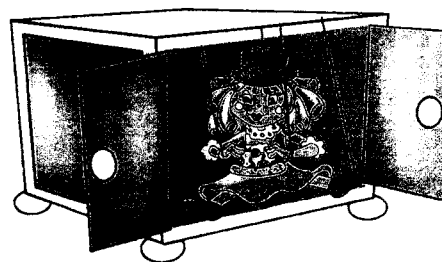
0 Where's the yo-yo?

It's  the table.




1 Where's the mouse?

It's  the table.



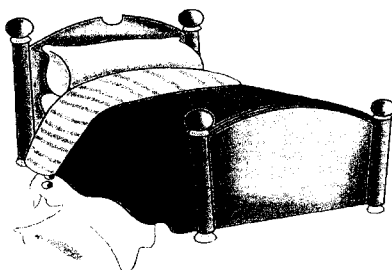
2 Where's the puppet?

It's  the cupboard.




3 Where's the cat?

It's  the cupboard.



4 Where's the ghost?

It's  the bed.



5 Where's the flower?

It's  the book.

## Чтение и письмо




Прочитай предложения и запиши в тетради **yes**, если предложение верное, и **no**, если предложение неверное.

The flower on the table is blue.

The flower on the chair is yellow.

The flower under the table is green.

The flower in the hat is pink.



# Checkpoint


## Новые слова

Посмотри на картинки, прочитай предложения и запиши  или  в своей тетради.

0



This is a head.



1



This is an arm.

2



This is a foot.

3



This is a leg.

4



This is a hand.



5



This is a mouth.

## Грамматика

Прочитай фразы (a–f) и найди соответствующие им рисунки (0–5), как показано в образце.



a

Stamp your feet!

b

Come in!

c

Stand up!

d

Don't open the door!

e

Close your book!

f

Clap your hands!



Посмотри на картинки. Заполни пропуски, как показано в образце.

0 Has he got a duck?

No, he hasn't. He's got a dog.

1 ... cat?

...

2 ... a bike?

...

3 ... a computer?


...

4 ... a small head?

...

5 ... black hair?

...




## Чтение и письмо



Прочитай текст и нарисуй *Grumpy the Monster* в своей тетради.

My name is Grumpy the Monster. I've got three blue eyes and four pink arms.  
I've got three yellow legs and a big nose.



# Checkpoint

## Новые слова

Посмотри на картинки и запиши в своей тетради **yes**, если предложения правильные, и **no**, если неправильные.

0



This is a piano.



1



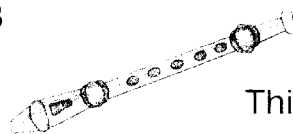
This is a guitar.

2



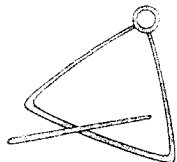
This is a drum.

3



This is a recorder.

4



This is a triangle.

## Грамматика

Посмотри на картинки. Закончи предложения как показано в образце.

1 She



..., but she



can't draw.

2 He



...

and he




...

3 He



...,

but he



...

4 She



...

and she



...




Составь вопросы, прочитай их вслух и выбери правильный ответ.




0 Can he jump?

- Yes, he can.
- No, he can't.



1 ... run?

- Yes, it can.
- No, it can't.



2 ... draw?

- Yes, they can.
- No, they can't.



3 ... climb?

- Yes, she can.
- No, she can't.

## Чтение и письмо



Прочитай текст и закончи его, выбрав нужные слова.  
Запиши в тетради правильный вариант.

This 0) is an elephant. It 1) ... a big nose and big ears.  
It 2) ... a long tail. It 3) ... run and swim, but it 4) ... fly.

0 A is

1 A hasn't got

2 A can't

3 A can't

4 A can't

B are

B 's got

B hasn't got

B can

B 's got

C can

C are

C haven't got

C 's got

C can

